



bleed area

The diagram shows three concentric circles. The innermost circle is a solid blue line. The middle circle is a solid black line. The outermost circle is a dashed red line. The text '60 mm Circle' is centered in the middle circle. The text 'trim line' is placed between the middle and inner circles, and 'bleed area' is placed between the middle and outer circles.


trim line

**60 mm
Circle**

trim line

bleed area

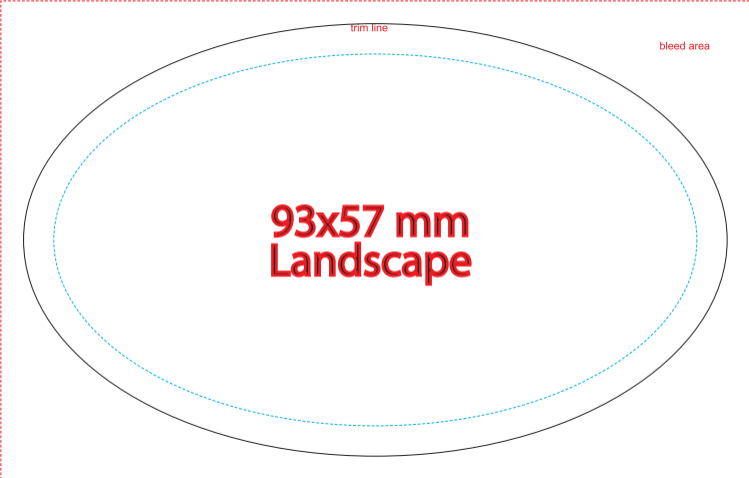
**57x93 mm
Portrait**



trim line

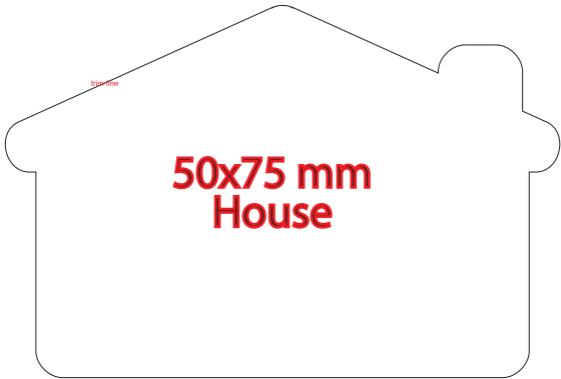
bleed area

**93x57 mm
Landscape**



trim line

**50x75 mm
House**



bleed area

trim line

**200x100 mm
house shape**

